



OKLAHOMA POVERTY PROFILE 2012

The U.S. Census Bureau reports annual state-level poverty data from the American Community Survey. In 2012 some 637,429 Oklahomans, one out of every six (17.2 percent), lived in poverty (the national poverty level was \$23,492 for a family of four).

The percentage of Oklahomans in poverty remained steady from 2011, though overall 4,131 more people were impoverished. The state and national poverty rate did not rise in 2012, but Oklahoma's poverty rate remains 1.3 percentage points above the nation as a whole and was 16th highest among the states (Fig. 1).

Figure 1: Poverty Rate, Oklahoma vs. U.S., 2009-2012

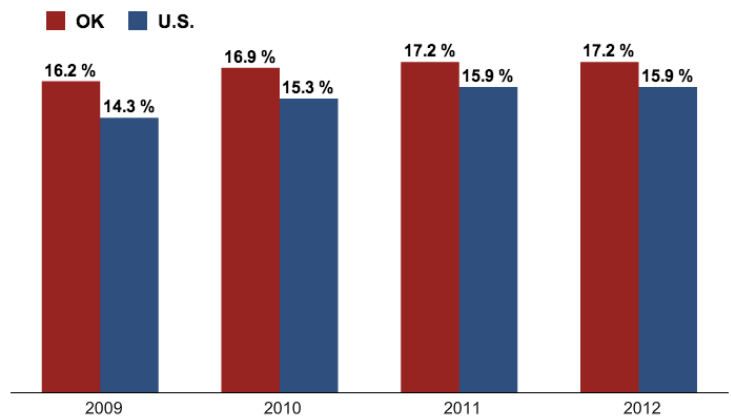
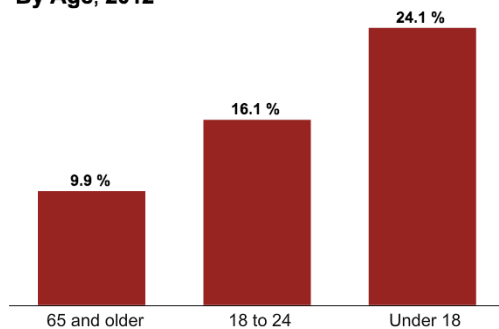


Figure 2: Oklahoma Poverty Rate, By Age, 2012

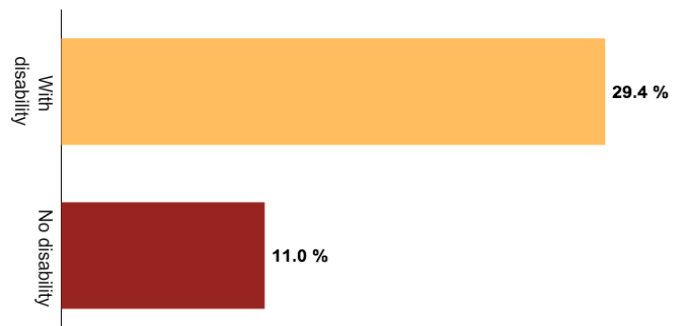


The poverty rate for Oklahoma children (24.1 percent) is higher than that of working-age adults (16.1 percent) or seniors (9.9). In 2012 the poverty rate for children increased 1.1 percentage points and for seniors, by 0.4 points (Fig. 2).

The poverty rate for women (18.7 percent) is 3.0 percentage points higher than the rate for men (15.7 percent).

Figure 3: Oklahoma Poverty Rate, By Disability, 2012

With disability includes people with federal/state disability designation, with a work disability, or with chronic health problems limiting work



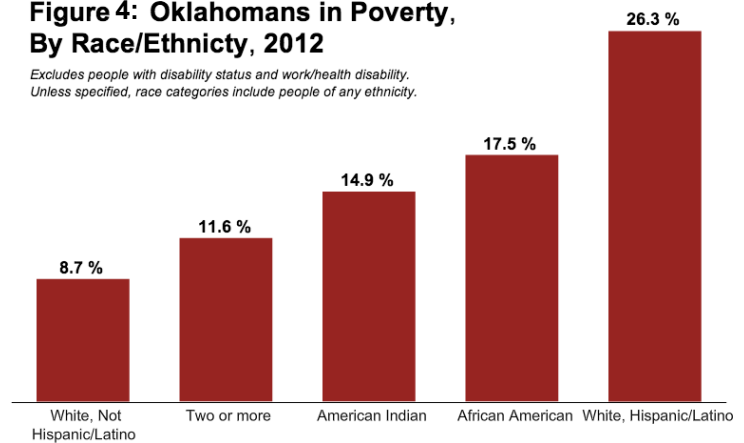
People with disabilities and/or chronic health conditions are nearly three times more likely (29.4 percent) to live in poverty than people without disabilities (11.0 percent) (Fig. 3).

The majority of Oklahomans in poverty are White (62.7 percent).

However, for working-age Oklahomans without disabilities, Hispanics/Latinos (26.3 percent), African Americans (17.5 percent), and Native Americans (14.9 percent) have the highest rates of poverty (Fig. 4).

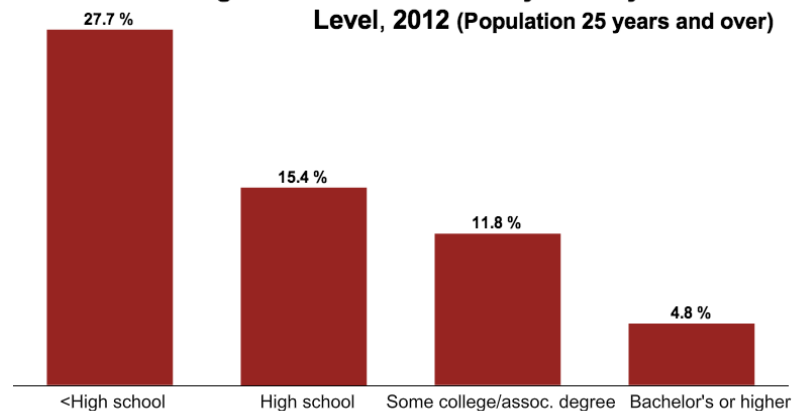
Figure 4: Oklahomans in Poverty, By Race/Ethnicity, 2012

*Excludes people with disability status and work/health disability.
Unless specified, race categories include people of any ethnicity.*



Poverty is closely correlated with education – someone with only a high school degree is four times as likely to be poor as a college graduate, and those without a GED or high school diploma are almost seven times likelier to be poor than college graduates. More than a quarter of Oklahomans in poverty over age 25 did not graduate high school (27.7 percent) (Fig. 5).

Figure 5: Oklahoma Poverty Rate By Education Level, 2012 (Population 25 years and over)



Among Oklahoma families with children, those headed by single mothers are four times more likely to be in poverty (44.9 percent) than families headed by married couples (10.0 percent) (Fig. 6)

Among working-age adults living in poverty, 1 in 3 (36.3 percent) worked either part-time or full-time in 2012 (Fig. 7).

Figure 6: Oklahoma Poverty Rate, By Type of Family (with children), 2012

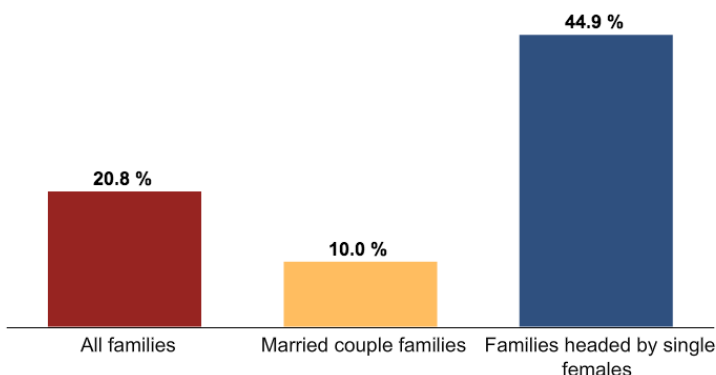


Figure 7: Oklahomans in Poverty, By Work Status in the Past Twelve Months, 2012 (Population 16 years and over)

