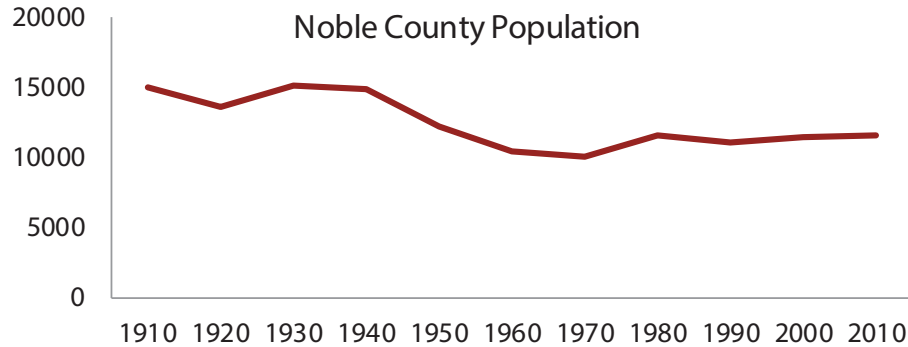




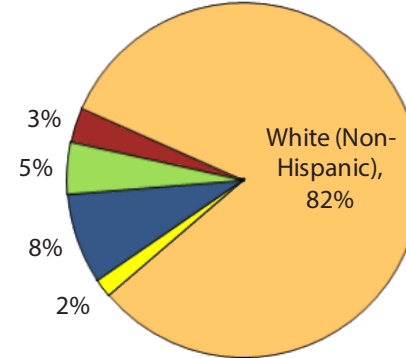
For all measures, a rank of 1st indicates highest and 77th indicates lowest (not best or worst).

Demographics

Population 11,494 (54th of 77 counties)

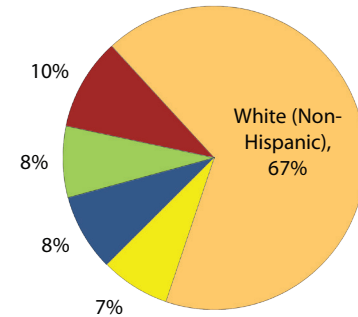


Noble County



■ Hispanic ■ Native American
■ Black ■ Other and more than one

State



Economy

Median Household Income \$47,028 (24th)

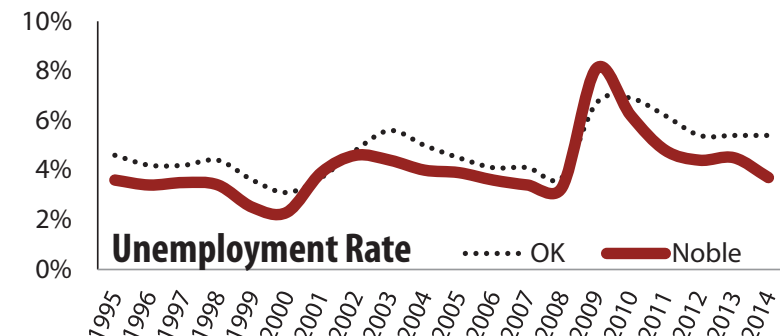
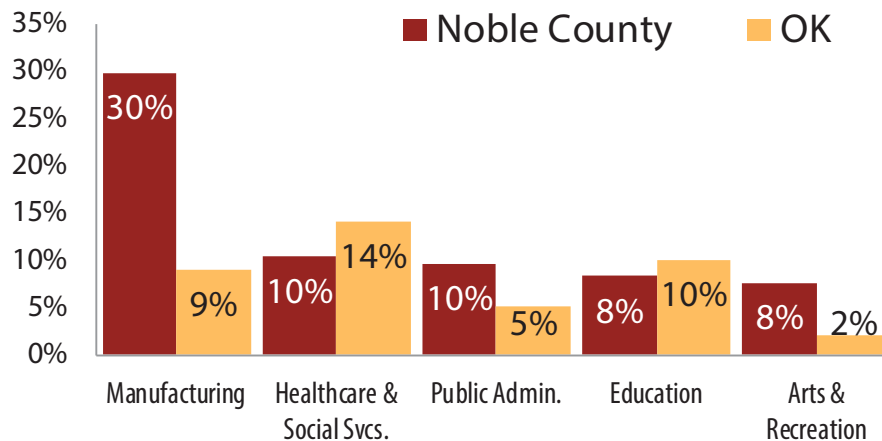
18% employed in state and local government (25th)

63% of working-age civilians in labor force (20th)

19% of residents receive food stamps (58th)

Top 5 Employment Sectors

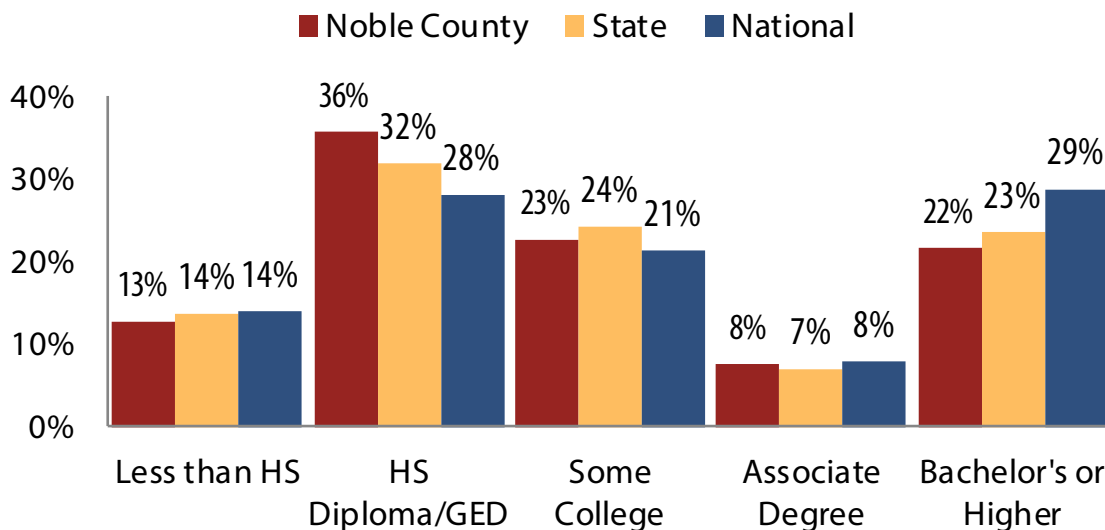
20% of children live in poverty (57th)



For all measures, a rank of 1st indicates highest and 77th indicates lowest (not best or worst).

Education

Highest Educational Attainment



24% under 18 yrs. are children of color (54th)

14 to 1 is the student to teacher ratio (50th)

57% of students eligible for free/reduced lunch (59th)

Health

26% of adults smoke (31st)

18% of residents under 65 are uninsured (72nd)

33% of adults are obese (52nd)

46 births per 1000 teenage girls (63rd)

17% are enrolled in Medicare (48th)

5% are receiving Social Security Disability (43rd)

9th

Overall Healthiest

All data is the most recent available at time of publication, ranging from 2013 to 2015. For more county level data sheets and source information, visit

www.okpolicy.org/countystats

