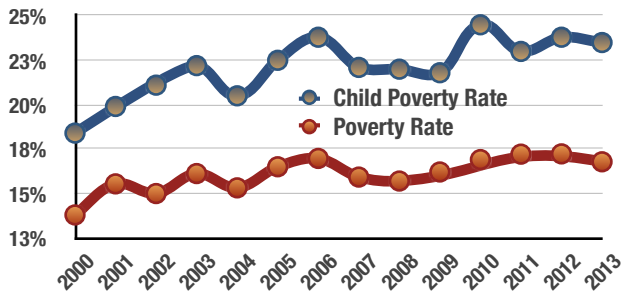




POVERTY PROFILE 2013

Percentage of Oklahomans at or below poverty, 2000-2013



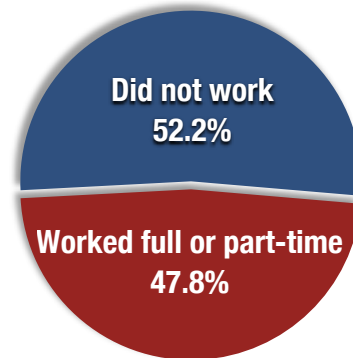
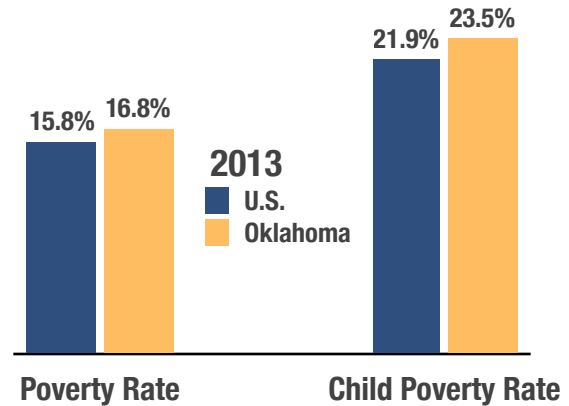
The **Federal Poverty Level**, or 'FPL', is an annual income amount determined by the federal government, at or below which a person or household is living in poverty. In 2013, the FPL for a household of three (e.g. a single parent with two dependents) was **\$19,530**.

Source: Unless otherwise noted, data and information in this profile are from the U.S. Census Bureau's 2013 American Community Survey www.census.gov/acs

Oklahoma's poverty rate declined slightly to 16.8 percent in 2013 from 17.2 percent in 2012, but remains nearly a full percentage point higher than in 2007. The child poverty rate in 2013 was 23.5 percent, a decrease of 0.3 percentage points since 2012.

Oklahoma's poverty rate is consistently higher than the national average, ranking 18th among the states for the overall poverty rate and 14th for child poverty in 2013.

Nearly half of working-aged Oklahomans in poverty (47.8 percent) worked full or part-time in 2013.



Adjusted for inflation, the median income for Oklahoma households **is lower today** (\$45,690 in 2013) than it was seven years ago (\$46,700 in 2007).



626,906 Oklahomans live below the poverty line.
Among those:



56.6 percent are women or girls



35.6 percent are children (<18 years)



21.0 percent are living with a disability



37.5 percent are in single female parent households



28.7 percent are in married couple households



25.6 percent are in non-family households (alone, roommates)



8.0 percent are seniors (>65 years)

Poverty rate by race/ethnicity in Oklahoma, 2013

White, Native American and African-American are alone, non Hispanic Hispanic/Latino, any one race

