



# 2017 POVERTY PROFILE

PUBLISHED: NOVEMBER 2018

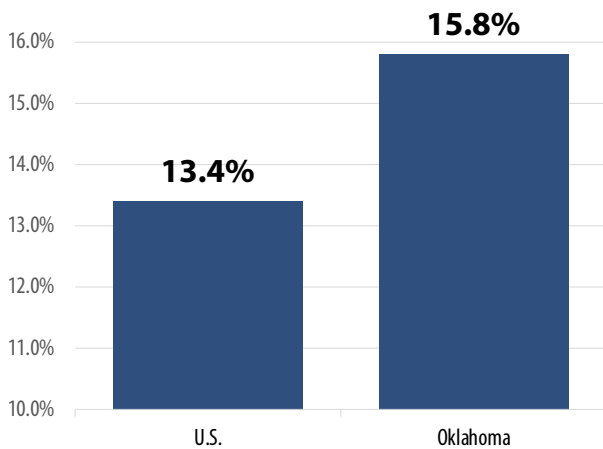
## What is the Federal Poverty Level?

The **Federal Poverty Guidelines** are used to determine who is eligible for various public programs and benefits like SNAP and Medicaid. The guidelines consider only pre-tax income, and adjust annually for inflation.

### 2017 Federal Poverty Guidelines

Household Size	Poverty Threshold
1	\$12,060
2	\$16,240
3	\$20,420
4	\$24,600
5	\$28,780
6	\$32,960
7	\$37,140
8	\$41,320


## Poverty in Oklahoma



Poverty in Oklahoma remains above the national average.

In 2017,  
**621,076**  
Oklahomans had  
incomes below the  
poverty level.

**2 in 5**  
Oklahomans in  
poverty have  
been employed  
in the last year.



**1 in 4**  
families in  
poverty are  
married  
households.



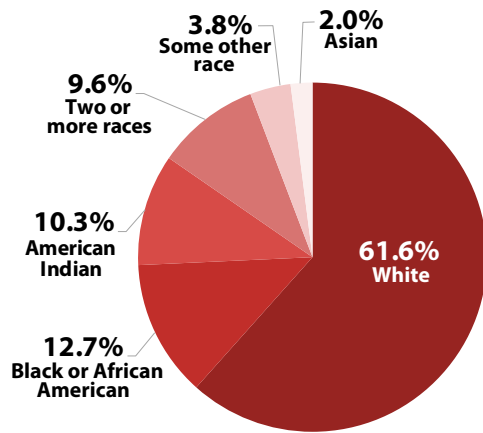
**1 in 3**  
families in  
poverty are  
single-mother  
households.



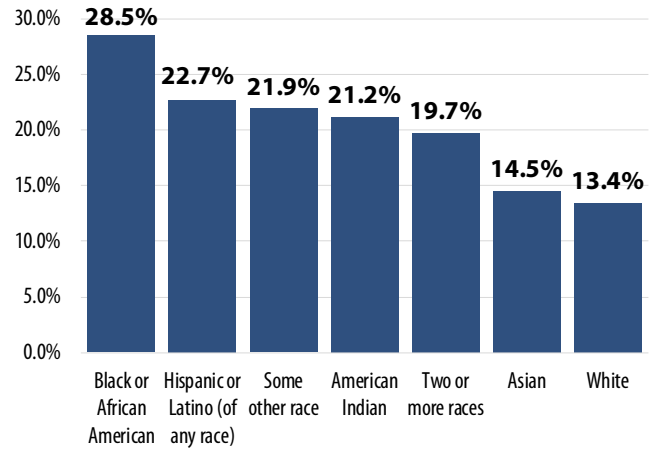
Data Source: U.S. Census Bureau's 2017 American Community Survey

# Poverty and Race


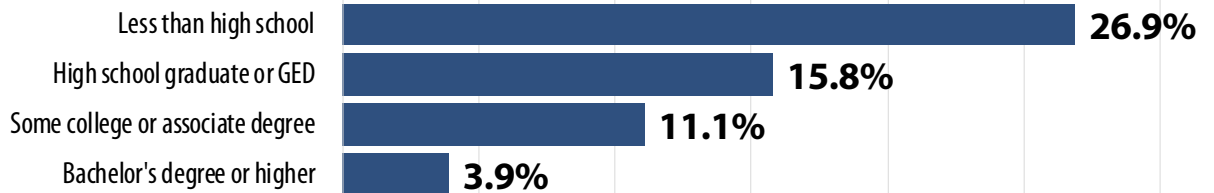
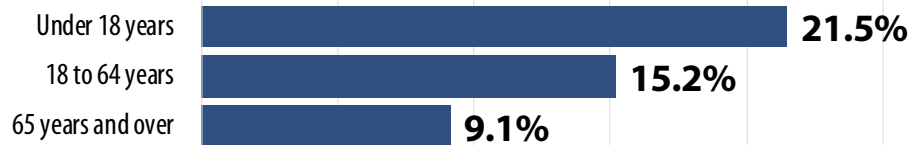
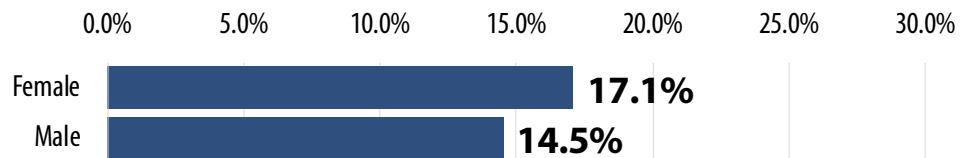
Most Oklahomans living in poverty are white, even though white Oklahomans have a lower overall poverty rate compared to other groups.



Within racial and ethnic groups, poverty rates are highest among Oklahomans of color.



# Poverty Rates By...



Data Source: U.S. Census Bureau's 2017 American Community Survey