

# War on Poverty



Who is  
the  
ENEMY?





## Absolute Poverty

*Noun*

- a) condition characterized by severe deprivation of basic human needs
- b) : widely refers to earning below the international poverty line of \$1.25/day

## Relative Poverty

*Noun*

- a) : the state of one who lacks a usual or socially acceptable amount of money or material possessions

## Absolute Poverty

*Noun*

- a) condition characterized by severe deprivation of basic human needs
- b) : widely refers to earning below the international poverty line of \$1.25/day

## Relative Poverty

*Noun*

- a) : the state of one who lacks a usual or socially acceptable amount of money or material possessions









457.086 M

(I CAN'T GET NO)

# Satisfaction



Size of family unit	Related children under 18 years								
	None	One	Two	Three	Four	Five	Six	Seven	Eight or more
One person (unrelated individual).....									
Under 65 years.....	12,331								
65 years and over.....	11,367								
Two people.....									
Householder under 65 years.....	15,871	16,337							
Householder 65 years and over.....	14,326	16,275							
Three people.....	18,540	19,078	19,096						
Four people.....	24,447	24,847	24,036	24,120					
Five people.....	29,482	29,911	28,995	28,286	27,853				
Six people.....	33,909	34,044	33,342	32,670	31,670	31,078			
Seven people.....	39,017	39,260	38,421	37,835	36,745	35,473	34,077		
Eight people.....	43,637	44,023	43,230	42,536	41,551	40,300	38,999	38,668	
Nine people or more.....	52,493	52,747	52,046	51,457	50,490	49,159	47,956	47,658	45,822

Source: U.S. Census Bureau.

“Fundamentally, poverty is a denial of choices and opportunities, a violation of human dignity...It means not having enough to feed and clothe a family, not having a school or clinic to go to...



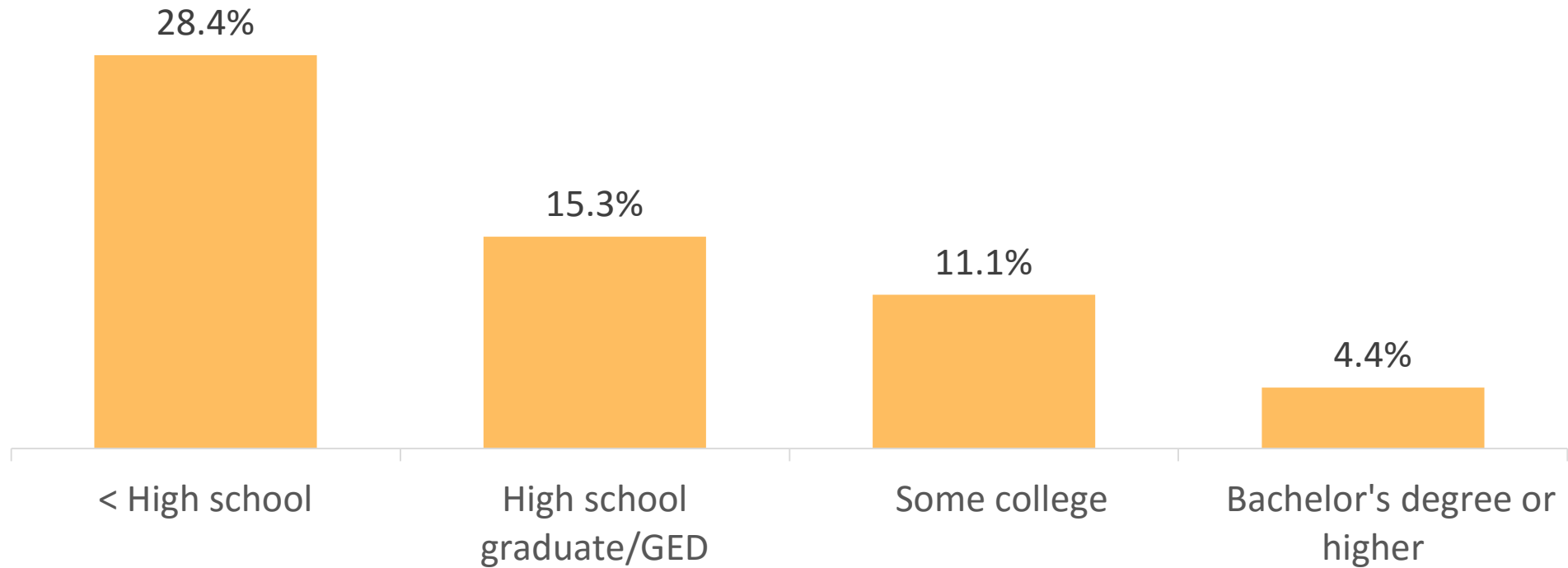
It means insecurity, powerlessness and exclusion. It means susceptibility to violence, and it often implies living on marginal or fragile environments, without access to clean water or sanitation.”



Who are we  
fighting for?

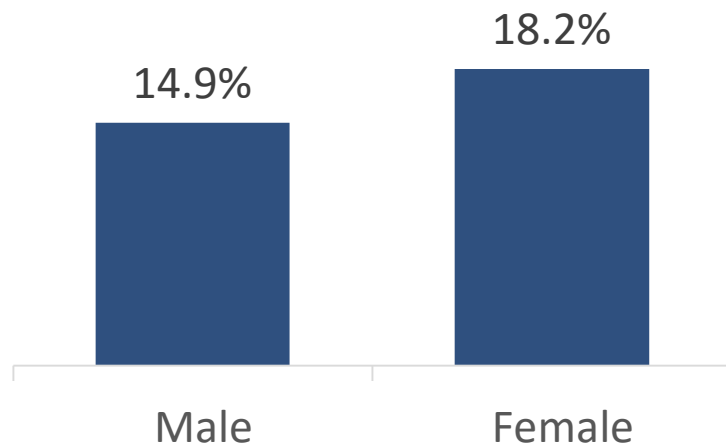


# Oklahoma poverty rate, by educational attainment, 2014

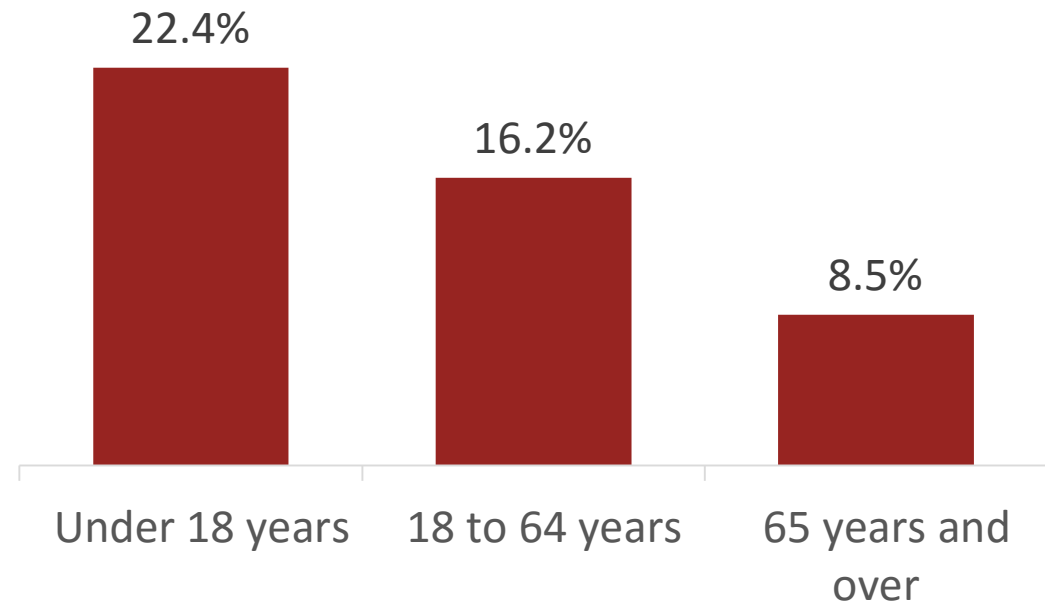


Source: Census Bureau

## Oklahoma poverty rate, by gender, 2014

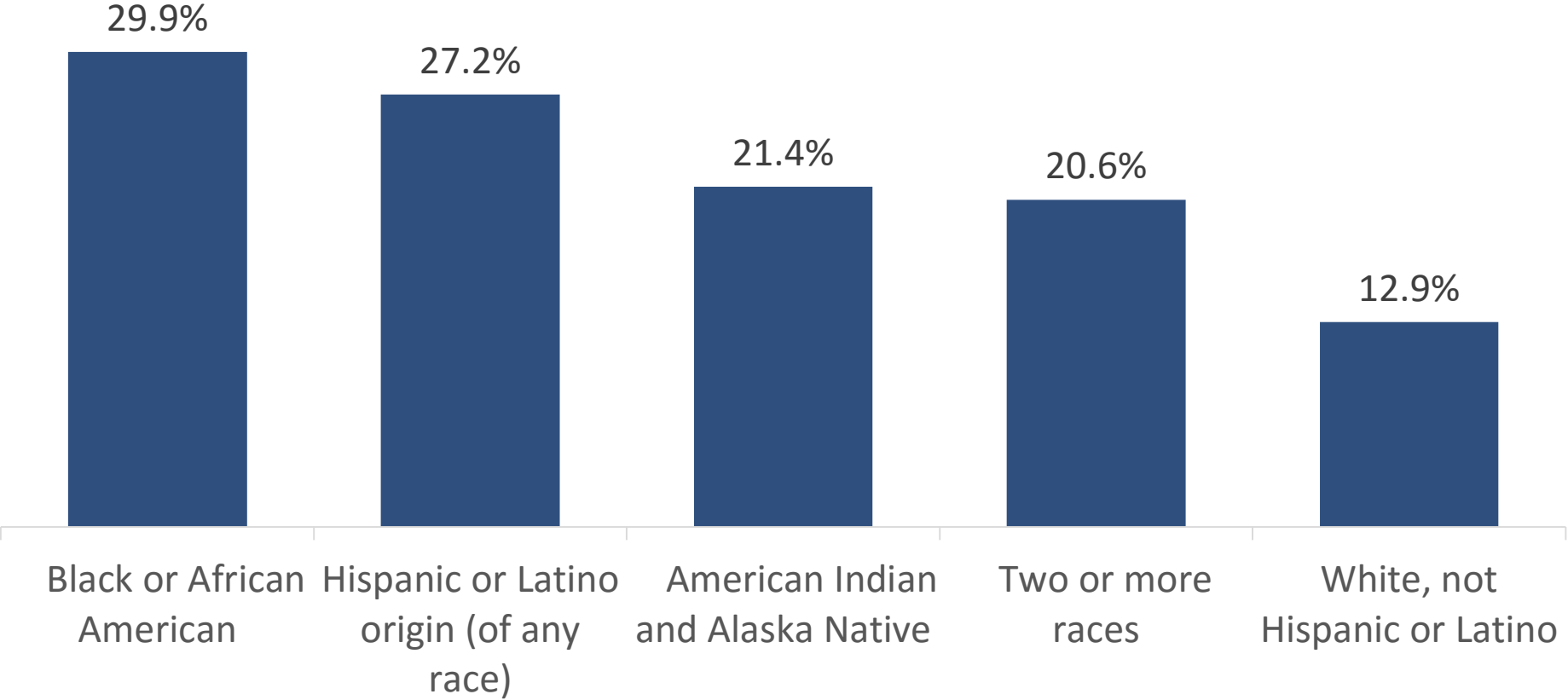


## Oklahoma poverty rate, by age, 2014





# Oklahoma poverty rate, by race/ethnicity, 2014



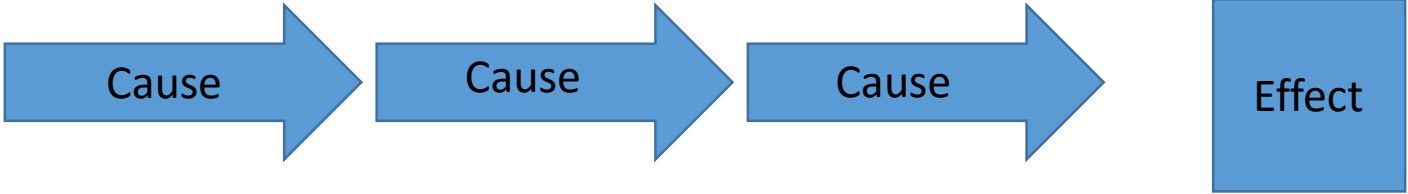
Source: Census Bureau


Causes

or


Effects

*Of WAR*





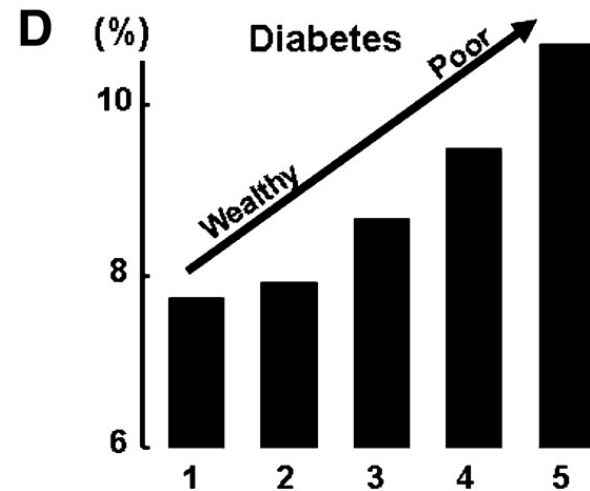
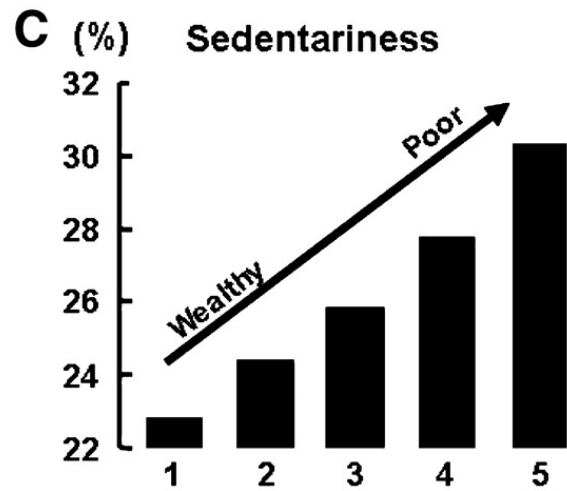
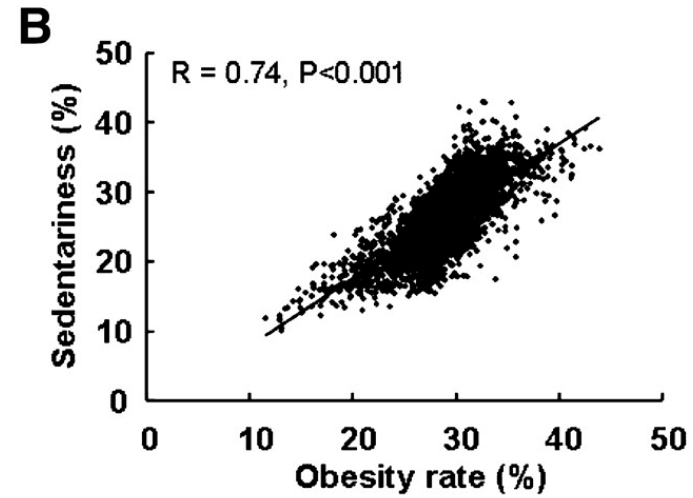
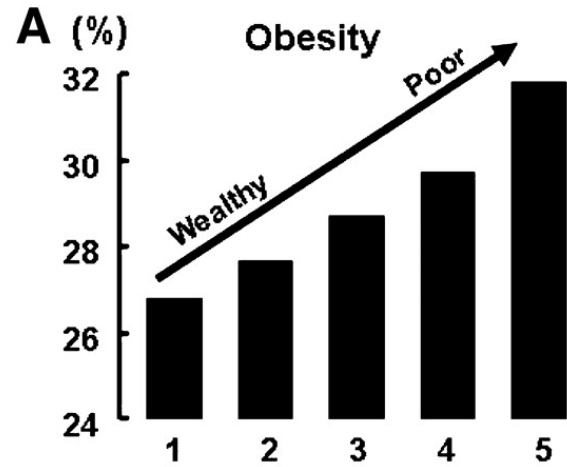
**VS.**



# Health Outcomes

- 7.5% of households went hungry at some point during the year because they couldn't afford food
- Malnutrition, poor health, or untreated illness stunt a worker's capacity to earn and drains their assets.

Data from 3,139 counties in the U.S. Quintiles are cohorts of counties ranked by the percentage of people living with poverty.



James A. Levine Diabetes 2011;60:2667-2668

# Educational Attainment

- Educational attainment is highly correlated with employment and earnings
- Public schools are chronically underfunded and its physical infrastructure is badly neglected

# Employment... or lack thereof

- People in eastern Oklahoma and people of color are unemployed at disproportionately higher rates
- The state consistently tops the nation for the share of adult workers that are not fully employed, currently at 8.3%
- 30% of occupations pay below poverty level\*



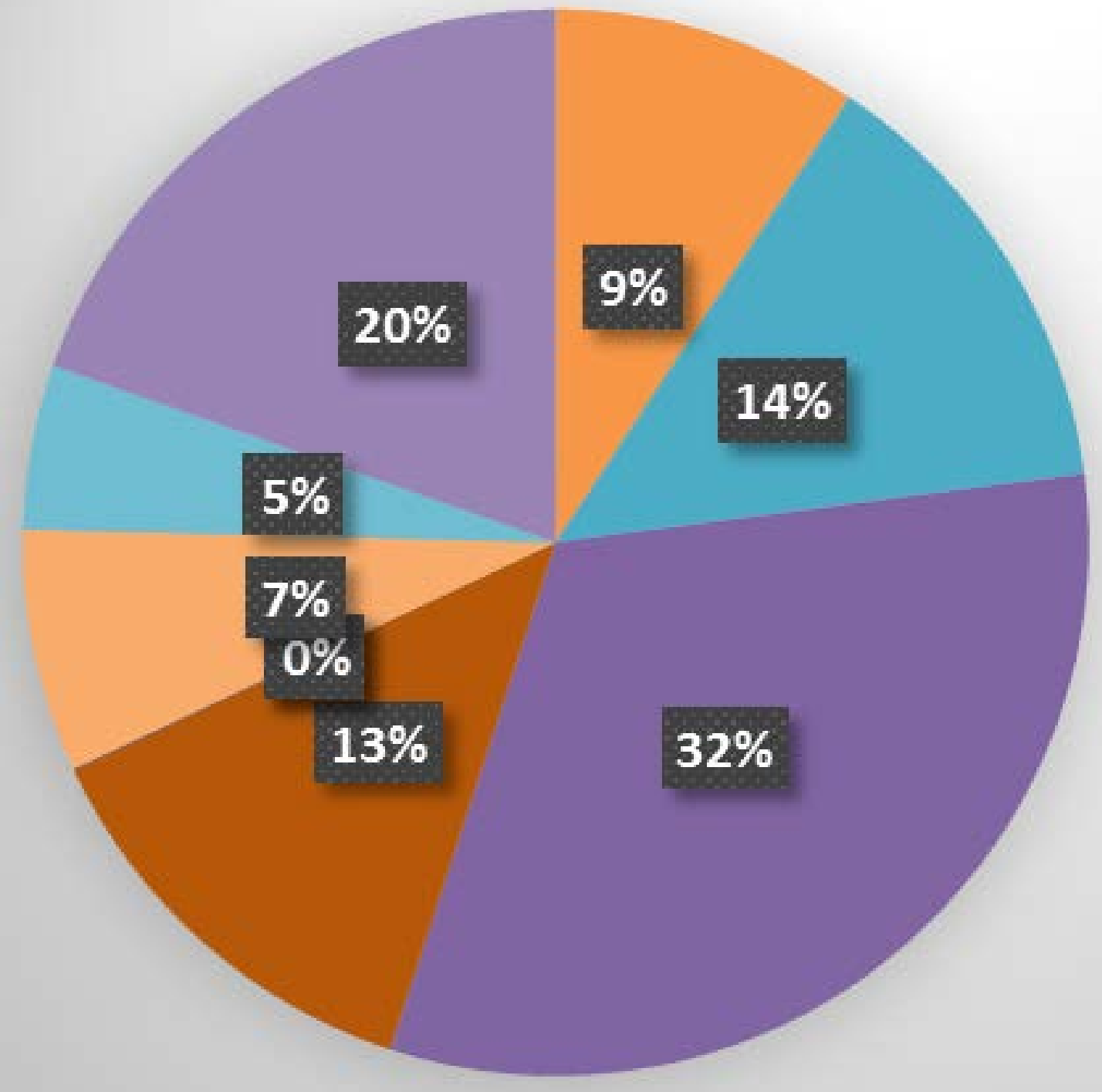
# Policies & Statutes

*Do they help or hurt?*

# Safety Net Programs

- Temporary Assistance for Needy Families
- Supplemental Nutrition Assistance Program
- Special Supplemental Nutrition Assistance Program for Women, Infants, and Children

# 2014 TANF Spending in Oklahoma



- Basic Assistance Spending
- Work-related Activities and Supports
- Child Care
- Administration and Systems
- Refundable Tax Credits
- Non-recurrent short term Benefits
- Transferred to SSBG
- Pregnancy Prevention & Two Parent Family Formation+Maintenance
- AUPL+Other Nonassistance

A young boy with dark hair is sitting at a table covered with a brown, textured tablecloth. He is holding a knife in his right hand, with the tip pointing down towards the table. He has a thoughtful or perhaps sad expression on his face, looking slightly to the right. A silver fork is on the table in front of him. The background is a plain, light-colored wall.

**894,346**  
total persons  
received  
**SNAP**  
benefits

average  
monthly  
benefit of  
**\$122**



*WIC's Big*

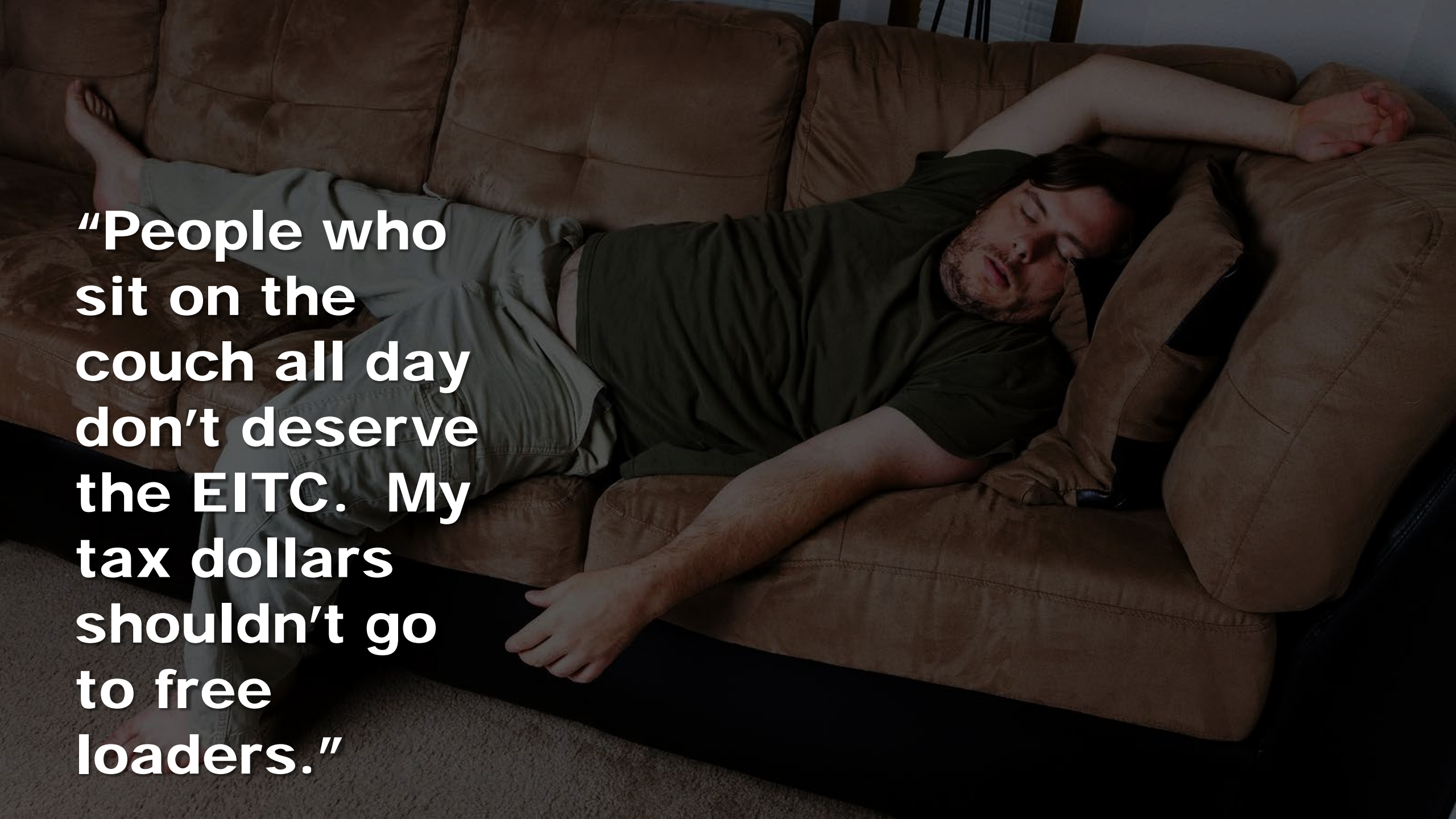
**3** Food Benefits  
Nutrition Education  
Breastfeeding Support

**E**  
EARNED

**I**  
INCOME

**T**  
TAX

**C**  
CREDIT

A man with a beard and long hair is sleeping on a brown, tufted couch. He is wearing a dark green t-shirt and light-colored pants. His arms are resting on the couch cushions, and his legs are stretched out. The scene is dimly lit, suggesting an indoor setting at night or in low light. The text is overlaid on the left side of the image.

“People who sit on the couch all day don’t deserve the EITC. My tax dollars shouldn’t go to free loaders.”


**E**  
EARNED

**I**  
INCOME

**T**  
TAX

**C**  
CREDIT



A person wearing a white long-sleeved shirt and a green apron is holding a silver card. They are standing at a checkout counter, with a hand from another person visible on the left side of the frame. The background is a blurred grocery store aisle with shelves of products.

**The Sales Tax Relief Credit, sometimes known as the “grocery tax credit,” is an income tax credit that provides a rebate of \$40 per household member to households with incomes at or below the following 50K for seniors and 20k for everyone else.**

# Child Tax Credit







